

Acrotex

Hi-Build Textured Finish (Fine)

 **acro paints**

Acrotex Fine is a high performance stipple textured wall finish. It is based on high performance acrylic emulsions with silicone, Inorganic pigments, Siliceous minerals, Special biocides, Algicides, Fungicides, Surfactants, etc. It is the most ideal option for protection of the building exteriors & interiors. It has a long life and easy to apply.



PRODUCT BENEFITS




PRODUCT FEATURES

AREAS OF APPLICATION




Cement Plaster



Wood



Brick Work



RCC Works



Cements Sand Renderings

PACKAGING AVAILABLE



Shelf Life: 3 years from date of manufacturing in original tightly closed containers away from direct sunlight and excess heat.

FINISH

MATT
(Stipple Texture)



COVERAGE

On normal masonry surface by
Stipple Roller



8 - 10
sq. ft./kg.*

Single Coat Application

*Actual Coverage will vary according to the porosity and texture of the surface. However, on moderately smooth surface

COLOURS AVAILABLE

1000+*



*Shade can be achieved by mixing universal stainers/ by over coating with two or more coats of our products Acroguard / Acroshield Exterior Emulsions.




HOW TO APPLY

SURFACE PREPARATION : The surface should be dry, clean and free from dust, dirt, grease, algal and fungal growth & efflorescence. New plastered surfaces should be allowed to dry for at least 4 - 6 weeks. All faults in the structure particularly those which may lead to moisture penetration, should be adequately rectified/ repaired. All cracks, voids and minor damages should be patched prior to application. All surface undulations should be levelled by using our product Polyplaster - Acrylic Paste Putty or Acro wallguard Powder Putty.

APPLICATION : Apply one coat of Exterior Primer & Sealer on the surface to be painted. After the primer has completely dried

(within 4 to 6 hours), use Polyplaster or Acro wallguard Putty (if and where required) to level the surface imperfections. Apply another coat of Exterior Primer & Sealer only on the touch up area where Polyplaster / Acro wallguard Putty has been used. After complete drying of the primer & sealer applied surface (4 - 6 hours), Thin down Acrotex Fine with clean potable water in the proportion of 8-10% to achieve application viscosity. apply Acrotex Fine on the surface with Wool Roller / Brush. Spread the material uniformly over the surface. To get the pattern / design of Acrotex Fine, use Stipple (Yellow) Roller to get desired stipple texture.

PAINT APPLICATION PROCESS

APPLICATION	THINNER	DILUTION % (BY VOLUME)	APPLICATION ¹ VISCOSITY(SEC)	RECOATING PERIOD ² (HOURS)
STEP 1 ACRO WALLGUARD PUTTY (OPTIONAL)	 WATER	BASED ON REQUIREMENT TO FORM PASTE	PASTE FORM	4 HRS
STEP 2 ACROPRIME EXTERIOR WALL PRIMER BRUSH / ROLLER / SPRAY	 WATER	BRUSH 90 - 110 ROLLER 90 - 110 SPRAY 40 - 45	BRUSH 15 - 18 SPRAY 33	4 HRS
APPLICATION OF PRIMER IS MANDATORY				
STEP 3 ACROTEX (FINE) STIPPLE ROLLER	 WATER	8 - 10 % BY STIPPLE ROLLER	PASTE	4 - 6 HRS

1. As measured through a Ford cup.

2. Recoating period is quoted for 25°C and 50% Relative Humidity, these may vary under different conditions.

POST PAINTING CARE

For the best performance of the paint, ensure proper washing and cleaning of all algal and fungal growth, if any, at regular intervals of six months.

TECHNICAL DETAILS

- a. Drying time:** Surface dry time 60 min. **c. Stability of thinned paint:** To be used within 24 hours
- b. Flash point IS101/1987 Part 1, Sec 6:** NA

PRECAUTIONS

- ❖ Ensure that the surface is free from undulations.
- ❖ To avoid any joints, stop the work only at the corners.
- ❖ Don't stop work in the middle of the wall, otherwise joints / patches will appear. Avoid application in too hot and strong winds and in high humidity.
- ❖ Avoid application in temperature over 40°C and below 5°C and in direct sunlight.
- ❖ Freshly applied material should be protected from rain for a minimum 48 hours.
- ❖ The material is manufactured for textured finish only, It should not be over diluted for smooth brush application.

SAFETY FEATURES

- ❖ Kindly refer to the MSDS for Acrotex (Fine) which gives detailed information on safety measures while handling the paint.
- ❖ Store the container with the lid tightly closed in an upright position, in a cool, dry place.
- ❖ Keep out of reach of children and away from food, drink etc.
- ❖ May be harmful, if swallowed. In case of ingestion, seek immediate medical attention.
- ❖ Wear eye protection during application. In case of contact with eyes, rinse immediately with plenty of water and seek medical advice.
- ❖ In case of skin contact immediately wash skin with soap and plenty of water. Get medical attention if irritation develops or persists.
- ❖ Do not breathe vapour or spray. It is recommended to wear suitable nose pad during sanding and surface preparation to avoid dust inhalation.
- ❖ Do not pour leftover paint down the drain or in water courses.
- ❖ In the event of spills, contain spillage using sand or earth.
- ❖ Safety Data Sheet available for professional user on request.
- ❖ No added Lead, Mercury or Chromium compounds.