



4 in 1 No Dust

Premium Acrylic Emulsion Paint
For Exteriors and Interiors

 **acro paints**



Acro Xpert 4 in 1 No Dust Premium Acrylic Exterior & Interior Emulsion is a premium water thinnable wall coating enriched with special additives and technology which gives excellent performance in varying climatic conditions. It gives a durable, washable, high sheen finish and is ideal for both interiors and exteriors of the building. It is an advanced multi feature paint that is resistant to algal and fungal growth. Being a Cool Roof coating, it also saves electricity cost.

PRODUCT BENEFITS




PRODUCT FEATURES


AREAS OF APPLICATION




Cement Plaster



Concrete Bricks



Asbestos



Wood



Board



Cement Sand Renderings



RCC Works

PACKAGING AVAILABLE



Shelf Life: 3 years from date of manufacturing in original tightly closed containers away from dampness, direct sunlight and excess heat.

FINISH

RICH SOFT SHEEN



COVERAGE

On normal masonry surface by brushing



1 COAT

10 - 12 sq. mtr./ltr*



2 COATS

5 - 6 sq. mtr./ltr*

*Actual coverage may vary from the quoted coverage due to factors such as method and conditions of application, surface roughness and porosity.

COLOURS AVAILABLE

1000+*



*Currently available in more than 1000 shades as per the Acro Paints Shade Cards & Ezytint Fandec.

HOW TO APPLY

CLEANING: Surface should be free from loose paint, dirt, dust or grease etc. Any previous growth of fungus algae or moss need to be properly cleaned with Acro Bioclean followed by wire brush and cleaning with water.




FILLING: All surface cracks upto 3-4 mm to be filled & levelled with Acro Crackseal Paste, while surface cracks more than 4 mm and upto 12 mm should be filled with cement and sand in the ratio of 1:3. Apply 2 coats of Acro Wallguard cement putty to smoothen the surface.

PRIMER: Freshly plastered surfaces must be allowed to mature for 6-8 weeks. On such surfaces, apply one coat of Acro exterior wall primer for

exteriors & interior primer for interiors, by diluting 1 litre primer with 1 litre of tap water. Allow it to dry for 4-6 hours as per the weather conditions. Self priming coat of Acro Xpert 4 in 1 No Dust by diluting 1:1 with tap water can also be used.



TOP COAT: Apply 2-3 coats of Acro Xpert 4 in 1 No Dust Exterior & Interior Emulsion by diluting 1 litre of Acro Xpert 4 in 1 No Dust Exterior & Interior Emulsion with 600 ml - 700 ml (60% - 70% dilution by volume) of tap water. An interval of 4-6 hours should be given between coats. 3 coats are recommended on ledges, parapets and other horizontal surfaces. 3 coats are also recommended for dark shades.

PAINT APPLICATION PROCESS

APPLICATION	THINNER	DILUTION % (BY VOLUME)	APPLICATION ¹ VISCOSITY(SEC)	RECOATING PERIOD ² (HOURS)
STEP 1 ACRO WALLGUARD PUTTY (OPTIONAL)	 WATER	BASED ON REQUIREMENT TO FORM PASTE	PASTE FORM	4 HRS
STEP 2 ACROPRIME EXTERIOR WALL PRIMER FOR EXTERIORS OR ACROPRIME INTERIOR WALL PRIMER FOR INTERIORS BRUSH / ROLLER / SPRAY	 WATER  WATER	BRUSH 90 - 110 ROLLER 90 - 110 SPRAY 40 - 45 BRUSH 90 - 110 ROLLER 90 - 110 SPRAY 40 - 45	BRUSH 15 - 18 SPRAY 33 BRUSH 15 - 18 SPRAY 33	4 HRS 4 HRS

HORIZONTAL SURFACES LIKE TOP OF WINDOWS, LEDGES SHOULD BE PAINTED WITH 3 COATS OF XPERT 4 IN 1 NO DUST FOR GREATER PROTECTION

APPLICATION OF PRIMER IS MANDATORY

STEP 3 FIRST COAT XPERT 4 IN 1 NO DUST PREMIUM ACRYLIC EMULSION BRUSH / ROLLER / SPRAY	 WATER	60 - 70 %	BRUSH 20 - 25 SPRAY 20 - 25	4 - 6 HRS
STEP 4 SECOND COAT XPERT 4 IN 1 NO DUST PREMIUM ACRYLIC EMULSION BRUSH / ROLLER / SPRAY	 WATER	60 - 70 %	BRUSH 20 - 25 SPRAY 20 - 25	4 - 6 HRS

1. As measured through a Ford cup.

2. Recoating period is quoted for 25°C and 50% Relative Humidity, these may vary under different conditions.

3. Some shades may require 3 or more coats for proper hiding.

POST PAINTING CARE

For the best performance of the paint, ensure proper washing and cleaning of all algal and fungal growth, if any, at regular intervals of six months.

TECHNICAL DETAILS

a. Drying time: Surface dry time 30 min

b. Sheen levels: 3 - 8 at 60° GH

c. Flash point IS101/1987 Part 1, Sec 6: NA

d. Stability of thinned paint: To be used within 24 hours

PRECAUTIONS

- ❖ Do not apply when ambient temperature is less than 10°C or if the temperature might drop to the level within 4 hours of application.
- ❖ In high humidity areas, use of bio wash solution is recommended to remove surface fungus growth, fungal spores, mould etc. before application of paint.
- ❖ Tinted paints need thorough shaking mixing immediately after tinter addition as well as before use.
- ❖ Do not thin before addition of Universal Stainer for customized shades. Do not add more than 5% of Universal Stainer.

SAFETY FEATURES

- ❖ Kindly refer to the MSDS for XPERT 4 IN 1 NO DUST which gives detailed information on safety measures while handling the paint.
- ❖ Store the container with the lid tightly closed in an upright position, in a cool, dry place.
- ❖ Keep out of reach of children and away from food, drink etc.
- ❖ May be harmful, if swallowed. In case of ingestion, seek immediate medical attention.
- ❖ Wear eye protection during application. In case of contact with eyes, rinse immediately with plenty of water and seek medical advice.
- ❖ In case of skin contact immediately wash skin with soap and plenty of water. Get medical attention if irritation develops or persists.
- ❖ Do not breathe vapour or spray. It is recommended to wear suitable nose pad during sanding and surface preparation to avoid dust inhalation.
- ❖ Do not pour leftover paint down the drain or in water courses.
- ❖ In the event of spills, contain spillage using sand or earth.
- ❖ Safety Data Sheet available for professional user on request.
- ❖ No added Lead, Mercury or Chromium compounds.