

Rocktex

White Cement Based Spray-Trowel-Roller- Texture Finish

 **acro paints**



ACRO ROCKTEX is a white cement based pleasing permanent TEXTURE finish suitable for exteriors as well as interiors walls and ceiling. ACRO ROCKTEX is carefully formulated with various polymers and additives which resist algae and fungi growth and provides extended durability. ACRO ROCKTEX is available in two grades, i.e. FINE and RUSTIC.

PRODUCT BENEFITS




PRODUCT FEATURES


AREAS OF APPLICATION




Cement Plaster



Wood



Brick Work



RCC Works



Cements Sand Renderings

PACKAGING AVAILABLE



25 kg

Shelf Life: 3 years from date of manufacturing in original tightly closed bags away from dampness, direct sunlight and excess heat.

FINISH

SAND TEXTURED 

MATT 

COVERAGE

On normal masonry surface by
Stainless Steel & Plastic Trowel



1.5 Sq. mtr. / Kg / Coat*

Single Coat Application

*Actual Coverage will vary according to the porosity and texture of the surface. However, on moderately smooth surface

COLOURS AVAILABLE

1000+*



*Shade can be achieved by mixing universal stainers/ by over coating with two or more coats of our products Acroguard / Acroshield Exterior Emulsions.

HOW TO APPLY

SURFACE PREPARATION: Remove all dirt, loose particle, laitance from the surface with the help of emery stone, wire brush or putty – blade. Moist the substrate surface to a saturated surface dry condition with potable water.

MIXING: Mix ROCKTEX with 35-45% water mainly by a trowel or slow speed paddle mixer to a smooth – consistency. Mixing time shall be 3-4 minutes. Wait for another 10 minutes and remix before application. Only that much material may be mixed with water as that can be consumed within 2 hours. The pot life of mixed material is three hours.

APPLICATION:

Roller & Spray Finish





Apply the freshly mixed ROCKTEX- FINE with a suitable roller or a spray gun over the prepared surface to get the desired finish.

Trowel Finish

Apply the freshly mixed ROCKTEX- FINE with a suitable putty blade or any suitable trowel on the prepared surface.

Allow the material to dry 10-15 minutes and then move the stipple / roller / trowel on the surface to get the desired texture.

PAINT APPLICATION PROCESS

APPLICATION	THINNER	DILUTION % (BY VOLUME)	APPLICATION ¹ VISCOSITY(SEC)	RECOATING PERIOD ² (HOURS)
STEP 1 ACRO WALLGUARD PUTTY (OPTIONAL)	 WATER	BASED ON REQUIREMENT TO FORM PASTE	PASTE FORM	4 HRS
STEP 2 ACROPRIME EXTERIOR WALL PRIMER BRUSH / ROLLER / SPRAY	 WATER	BRUSH 90 - 110 ROLLER 90 - 110 SPRAY 40 - 45	BRUSH 15 - 18 SPRAY 33	4 HRS
APPLICATION OF PRIMER IS MANDATORY				
STEP 3 FIRST COAT ROCKTEX BRUSH / ROLLER	 WATER	35 - 45 % BY TROWEL	PASTE	4 - 8 HRS
STEP 4 SECOND COAT ROCKTEX BRUSH / ROLLER	 WATER	35 - 45 % BY TROWEL	PASTE	4 - 8 HRS

1. As measured through a Ford cup.

2. Recoating period is quoted for 25°C and 50% Relative Humidity, these may vary under different conditions.

POST PAINTING CARE

For the best performance of the paint, ensure proper washing and cleaning of all algal and fungal growth, if any, at regular intervals of six months.

TECHNICAL DETAILS

a. Drying time: Surface dry time 30 min

b. Sheen levels: 3 - 12 at 60 deg GH

c. Flash point IS101/1987 Part 1, Sec 6: NA

d. Stability of thinned paint: To be used within 24 hours

PRECAUTION

Do not dilute excessively ROCKTEX as this may result in poor opacity, poor adhesion or shade variation. Do not use any stainer. Do not stretch brush. Use the product strictly as recommended.

SAFETY FEATURES

- ❖ Kindly refer to the MSDS for ROCKTEX which gives detailed information on safety measures while handling the paint.
- ❖ Store the container with the lid tightly closed in an upright position, in a cool, dry place.
- ❖ Keep out of reach of children and away from food, drink etc.
- ❖ May be harmful, if swallowed. In case of ingestion, seek immediate medical attention.
- ❖ Wear eye protection during application. In case of contact with eyes, rinse immediately with plenty of water and seek medical advice.
- ❖ In case of skin contact immediately wash skin with soap and plenty of water. Get medical attention if irritation develops or persists.
- ❖ Do not breathe vapour or spray. It is recommended to wear suitable nose pad during sanding and surface preparation to avoid dust inhalation.
- ❖ Do not pour leftover paint down the drain or in water courses.
- ❖ In the event of spills, contain spillage using sand or earth.
- ❖ Safety Data Sheet available for professional user on request.
- ❖ No added Lead, Mercury or Chromium compounds.