

Rhino


Interior Economy Emulsion

 **acro paints**

Rhino Interior Economy Emulsion is a water thinnable, washable coating for use on interior surfaces. It provides a smooth rich finish that outperforms conventional distempers in durability, hiding, covering capacity, finish and appearance. It provides all these features at a price close to that of distemper.



PRODUCT BENEFITS



PRODUCT FEATURES


AREAS OF APPLICATION



Cement Plaster



Concrete Bricks



Asbestos



Cement Sand Renderings



Ceiling



RCC Works

PACKAGING AVAILABLE



Shelf Life: 3 years from date of manufacturing in original tightly closed containers away from direct sunlight and excess heat.

TEXTURE

SMOOTH



MATT



COVERAGE

On normal masonry surface by brushing



1 COAT

22 - 24 sq. mtr / ltr*



2 COATS

10 - 12 sq. mtr / ltr*

*Actual coverage may vary from the quoted coverage due to factors such as method and conditions of application, surface roughness and porosity.

COLOURS AVAILABLE

1000+*



*Currently available in more than 1000 shades as per the Acro Paints Shade Card & Ezytint Fandec.

HOW TO APPLY






SURFACE PREPARATION: Newly plastered surface must be allowed to mature for a minimum period of six months. Surface to be painted, should be sanded with emery paper no. 180 to remove all loose particles, paint, dust, cracked & flaked paint and wipe clean of all foreign particles.

PRIMER & PUTTY: (for use of primer & putty, refer to the product literature) Apply a coat of Acroprime Universal White Primer Solvent Thinnable or Acroprime Cement Primer Water Thinnable (For repainting use of Acroprime Water Thinnable Cement - Primer

and for new surface Acroprime Universal White Primer Solvent Thinnable is recommended) and allow drying 6-8 hours. Smoothen the surface by filling dents with a thin coat of Rhino Acrylic Wall Putty and allow drying for 4-6 hours. Sand the surface with emery paper no. 180 and wipe clean. Apply another coat of Acroprime Universal White Primer Solvent Thinnable or Acroprime Cement Primer Water Thinnable and allow drying for 6-8 hours. Sand the surface with emery paper No. 320 and wipe clean.

APPLICATION: Thin 1 litre of Rhino Economy Emulsion with 500-700 ml of water. Apply 2-3 coats of this thinned paint with a gap of 3-4 hours in between two coats.

PAINT APPLICATION PROCESS

APPLICATION	THINNER	DILUTION % BY VOLUME	APPLICATION ¹ VISCOSITY(SEC)	RECOATING PERIOD ² (HOURS)
STEP 1 ACROPRIME WHITE PRIMER (ST) / INTERIOR WALL PRIMER (WT)	 MTO  WATER	BRUSH / ROLLER 8 -10 SPRAY 15 - 20 80% – 100%	BRUSH / ROLLER 30 - 40 SPRAY 20 - 25	6 - 8 Hrs. 4 - 6 Hrs.
STEP 2 RHINO ACRYLIC WALL PUTTY PUTTY KNIFE	 WATER	BASED ON REQUIREMENT TO FORM PASTE	N/A	4 - 6 Hrs.
STEP 3 FIRST COAT RHINO ECONOMY INTERIOR EMULSION BRUSH / ROLLER / SPRAY	 WATER	BRUSH 60 - 65 ROLLER 60 - 65 SPRAY 65 - 70	BRUSH / ROLLER 30 - 35 SPRAY 22 - 25	4 Hrs.
STEP 4 SECOND COAT RHINO ECONOMY INTERIOR EMULSION BRUSH / ROLLER / SPRAY	 WATER	BRUSH 60 - 65 ROLLER 60 - 65 SPRAY 65 - 70	BRUSH / ROLLER 30 - 35 SPRAY 22 - 25	4 Hrs.

1. As measured through a Ford cup.

2. Recoating period is quoted for 25°C and 50% Relative Humidity, these may vary under different conditions.

3. Some shades may require 3 or more coats for proper hiding.

POST PAINTING CARE

For the best performance of the paint, ensure proper washing and cleaning of all algal and fungal growth, if any, at regular intervals of six months.

TECHNICAL DETAILS

a. Drying time : Surface dry time 30 min.

b. Flash point IS101/1987 Part 1, Sec 6: NA

c. Stability of thinned paint: To be used within 24 hours

PRECAUTIONS

- ❖ Keep the material away from the children. Avoid contact with skin. In case of contact with skin, wash with water or soap.
- ❖ During the application the area should be kept well ventilated.
- ❖ In case of contact with eye, rinse with plenty of clean water and consult doctor.
- ❖ Do not apply when ambient temperature is less than 10°C or if the temperature is expected to drop to this level within 4 hours of application.
- ❖ In high humidity areas, use of Acro Bioclean solution is recommended to remove surface fungus growth, fungal spores, mould etc., before application.
- ❖ Tinted paints need thorough shaking / mixing immediately after tinter addition as well as before use.

SAFETY FEATURES

- ❖ Kindly refer to the MSDS for Rhino Economy Interior Emulsion which gives detailed information on safety measures while handling the paint.
- ❖ Store the container with the lid tightly closed in an upright position, in a cool, dry place.
- ❖ Keep out of reach of children and away from food, drink etc.
- ❖ May be harmful, if swallowed. In case of ingestion, seek immediate medical attention.
- ❖ Wear eye protection during application. In case of contact with eyes, rinse immediately with plenty of water and seek medical advice.
- ❖ In case of skin contact immediately wash skin with soap and plenty of water. Get medical attention if irritation develops or persists.
- ❖ Do not breathe vapour or spray. It is recommended to wear suitable nose pad during sanding and surface preparation to avoid dust inhalation.
- ❖ Do not pour leftover paint down the drain or in water courses.
- ❖ In the event of spills, contain spillage using sand or earth.
- ❖ Safety Data Sheet available for professional user on request.
- ❖ No added Lead, Mercury or Chromium compounds.