

Acro Healthgard

Antibacterial Hygiene Coating



acro paints



Acro Healthgard Antibacterial Hygiene Coating is an innovative High tech multifunctional Eco friendly, anti-bacterial interior coating which has very low VOC (volatile organic compound) and low odour. It is an APED and Formaldehyde free coating making it ideal for application in hospitals, commercial kitchens, rest homes, children room etc.

PRODUCT BENEFITS



PRODUCT FEATURES


AREAS OF APPLICATION



Cement Plaster



Concrete Bricks




Asbestos



Cement Sand Renderings



Ceiling



RCC Works

PACKAGING AVAILABLE



Shelf Life: 3 years from date of manufacturing in original tightly closed containers away from direct sunlight and excess heat.

FINISH

MEDIUM SHEEN ✓

SMOOTH ✓

COVERAGE

On normal masonry surface by brushing



1 COAT

22 - 28 sq. mtr / ltr*



2 COATS

13 - 15 sq. mtr / ltr*

*Actual coverage may vary from the quoted coverage due to factors such as method and conditions of application, surface roughness and porosity.

COLOURS AVAILABLE

1000+*



*Currently available in more than 1000 shades as per the Acro Paints Shade Card & Ezytint Fandeck.

HOW TO APPLY






NEW SURFACE PREPARATION

- **Plaster:** New masonry surfaces must be allowed to cure completely. It is recommended to allow 28 days as the curing time for new masonry surfaces.
- **Cleaning:** Surface should be free from any loose paint, dust or grease. Growths of fungus, algae or moss should be removed by wire brushing and Acro Bioclean. In case of areas having excessive dampness use Acro Dampgard to limit further dampness.
- **Filling For Cracks:** For filling masonry cracks up to 3mm use Arco Crack Seal.
- **Filling For Holes & Dents:** In case of dents and holes use Acro Acrylic Wall Putty

APPLICATION:

- **Primer:** Apply 1 coat of Acro prime seal by diluting 1:1 by water.
- **Putty:** Apply a coat of Acro Acrylic wall putty and allow it to dry for 6-8 hour.
- **Sanding:** Sand the surface with sand paper and apply a coat of Acro prime seal by diluting 1:1 by water.
- **Topcoat:** Apply 2 coats of Healthgard Antiseptic Hygiene Paint by diluting 40-50% by water (V/V).

PAINT APPLICATION PROCESS

APPLICATION	THINNER	DILUTION % BY VOLUME	APPLICATION ¹ VISCOSITY(SEC)	RECOATING PERIOD ² (HOURS)
STEP 1 ACROPRIME WHITE PRIMER (ST) OR ACROPRIME INTERIOR WALL PRIMER (WT)	 MTO  WATER	BRUSH / ROLLER 8 -10 SPRAY 15 - 20 80% – 100%	BRUSH / ROLLER 30 - 40 SPRAY 20 - 25	6 - 8 Hrs. 4 - 6 Hrs.
STEP 2 RHINO ACRYLIC WALL PUTTY PUTTY KNIFE	 WATER	BASED ON REQUIREMENT TO FORM PASTE	N/A	4 - 6 Hrs.
STEP 3 FIRST COAT ACRO HEALTHGARD BRUSH / ROLLER / SPRAY	 WATER	BRUSH 40 - 50 ROLLER 40 - 50 SPRAY 50 - 55	BRUSH / ROLLER 30 - 35 SPRAY 22 - 25	4 Hrs.
STEP 4 SECOND COAT ACRO HEALTHGARD BRUSH / ROLLER / SPRAY	 WATER	BRUSH 40 - 50 ROLLER 40 - 50 SPRAY 50 - 55	BRUSH / ROLLER 30 - 35 SPRAY 22 - 25	4 Hrs.

1. As measured through a Ford cup.

2. Recoating period is quoted for 25°C and 50% Relative Humidity, these may vary under different conditions.

3. Some shades may require 3 or more coats for proper hiding.

POST PAINTING CARE

For the best performance of the paint, ensure proper washing and cleaning of all algal and fungal growth, if any, at regular intervals of six months.

TECHNICAL DETAILS

a. Drying time : Surface dry time 30 min.

b. Flash point IS101/1987 Part 1, Sec 6: NA

c. Sheen levels: 4 - 8 at 60° GH

d. Stability of thinned paint: To be used within 24 hours

PRECAUTIONS

Do not apply when ambient temperature is less than 10°C or if the temperature might drop to this level within 4 hrs of application. Do not over-thin or over-extend the brush. Tint using Acro Paints machine colourants only. Stir well and strain before use. Tinted paints need thorough shaking immediately after tinter addition as well as before use. Not designed for direct to metal applications.

SAFETY FEATURES

- ❖ Kindly refer to the MSDS for Acro Healthgard Antibacterial Hygiene Coating which gives detailed information on safety measures while handling the paint.
- ❖ Store the container with the lid tightly closed in an upright position, in a cool, dry place.
- ❖ Keep out of reach of children and away from food, drink etc.
- ❖ May be harmful, if swallowed. In case of ingestion, seek immediate medical attention.
- ❖ Wear eye protection during application. In case of contact with eyes, rinse immediately with plenty of water and seek medical advice.
- ❖ In case of skin contact immediately wash skin with soap and plenty of water. Get medical attention if irritation develops or persists.
- ❖ Do not breathe vapour or spray. It is recommended to wear suitable nose pad during sanding and surface preparation to avoid dust inhalation.
- ❖ Do not pour leftover paint down the drain or in water courses.
- ❖ In the event of spills, contain spillage using sand or earth.
- ❖ Safety Data Sheet available for professional user on request.
- ❖ No added Lead, Mercury or Chromium compounds.