

Aqualin Shine


Interior Emulsion

 **acro paints**

Aqualin Shine Interior Emulsion Paint provides high sheen, elegant and rich finish which is washable too. It provides a premium look and finish at an economical cost. Aqualin Shine is recommended for all types of interior plasters, concretes, ceilings, asbestos sheets etc.



PRODUCT BENEFITS



PRODUCT FEATURES


AREAS OF APPLICATION



Cement Plaster



Concrete Bricks




Asbestos



Cement Sand Renderings



Ceiling



RCC Works

PACKAGING AVAILABLE



Shelf Life: 3 years from date of manufacturing in original tightly closed containers away from direct sunlight and excess heat.

FINISH

MEDIUM SHEEN ✓

SMOOTH ✓

COVERAGE

On normal masonry surface by brushing



1 COAT

22 - 28 sq. mtr / ltr*



2 COATS

13 - 15 sq. mtr / ltr*

*Actual coverage may vary from the quoted coverage due to factors such as method and conditions of application, surface roughness and porosity.

COLOURS AVAILABLE

1000+*



*Currently available in more than 1000 shades as per the Acro Paints Shade Card & Ezytint Fandeck.

HOW TO APPLY






SURFACE PREPARATION: For best results, a proper surface preparation is very important.

Freshly plastered surfaces must be completely cured at the time of painting. All surfaces should be sound, dry and cleaned, free of dirt, dust, oil, grease, wax, chalky or loose paint, rust, mildew, efflorescence, algae or fungus or any other contamination that would adversely affect the performance of the coating. Similarly all cracks, seepage, leakage, fungus etc. should be suitably treated. For previously painted surfaces, remove any loose and flaky films by scrapping completely, thoroughly sanded with emery paper 180 and wiped clean.

PRIMER & PUTTY: Apply first coat of Acroprime Interior Wall Primer (WT) or Acroprime White Primer (ST) and allow it to dry (as per respective drying time). Apply Rhino Acrylic Wall Putty with putty knife to level the surface imperfections and allow it to dry for 4-6 hours. Sand with emery paper 180 and wipe clean. Apply another coat of Acroprime Interior Wall Primer (WT) or Acroprime White Primer (ST) and allow it to dry (as per respective drying time). Sand the surface with emery paper 320 and wipe clean.

APPLICATION: Mix 400-450ml of clean water in 1 Ltr. Aqualin Shine Interior Emulsion and stir well to achieve brushing consistency. Apply 2 coats of Aqualin Shine Interior Emulsion with a good quality brush giving an interval of 3 - 4 hours between the coats. Normally, 2 coats are sufficient. However, if the change of colour is required an extra coat should be given.

PAINT APPLICATION PROCESS

APPLICATION	THINNER	DILUTION % BY VOLUME	APPLICATION ¹ VISCOSITY(SEC)	RECOATING PERIOD ² (HOURS)
STEP 1 ACROPRIME WHITE PRIMER (ST) / INTERIOR WALL PRIMER (WT)	 MTO  WATER	BRUSH / ROLLER 8 -10 SPRAY 15 - 20 80% – 100%	BRUSH / ROLLER 30 - 40 SPRAY 20 - 25	6 - 8 Hrs. 4 - 6 Hrs.
STEP 2 RHINO ACRYLIC WALL PUTTY PUTTY KNIFE	 WATER	BASED ON REQUIREMENT TO FORM PASTE	N/A	4 - 6 Hrs.
STEP 3 FIRST COAT AQUALIN SHINE INTERIOR EMULSION BRUSH / ROLLER / SPRAY	 WATER	BRUSH 40 - 45 ROLLER 50 - 60 SPRAY 50 - 60	BRUSH / ROLLER 30 - 35 SPRAY 22 - 25	4 Hrs.
STEP 4 SECOND COAT AQUALIN SHINE INTERIOR EMULSION BRUSH / ROLLER / SPRAY	 WATER	BRUSH 40 - 45 ROLLER 50 - 60 SPRAY 50 - 60	BRUSH / ROLLER 30 - 35 SPRAY 22 - 25	4 Hrs.

1. As measured through a Ford cup.

2. Recoating period is quoted for 25°C and 50% Relative Humidity, these may vary under different conditions.

3. Some shades may require 3 or more coats for proper hiding.

POST PAINTING CARE

For the best performance of the paint, ensure proper washing and cleaning of all algal and fungal growth, if any, at regular intervals of six months.

TECHNICAL DETAILS

a. Drying time : Surface dry time 30 min.

b. Flash point IS101/1987 Part 1, Sec 6: NA

c. Sheen levels: 4 - 8 at 60° GH

d. Stability of thinned paint: To be used within 24 hours

PRECAUTIONS

- ❖ Keep the material away from the children. Avoid contact with skin. In case of contact with skin, wash with water or soap.
- ❖ During the application the area should be kept well ventilated.
- ❖ In case of contact with eye, rinse with plenty of clean water and consult doctor.
- ❖ Do not apply when ambient temperature is less than 10°C or if the temperature is expected to drop to this level within 4 hours of application.
- ❖ In high humidity areas, use of Acro Bioclean solution is recommended to remove surface fungus growth, fungal spores, mould etc., before application.
- ❖ Tinted paints need thorough shaking / mixing immediately after tinter addition as well as before use.

SAFETY FEATURES

- ❖ Kindly refer to the MSDS for Aqualin Shine Interior Emulsion which gives detailed information on safety measures while handling the paint.
- ❖ Store the container with the lid tightly closed in an upright position, in a cool, dry place.
- ❖ Keep out of reach of children and away from food, drink etc.
- ❖ May be harmful, if swallowed. In case of ingestion, seek immediate medical attention.
- ❖ Wear eye protection during application. In case of contact with eyes, rinse immediately with plenty of water and seek medical advice.
- ❖ In case of skin contact immediately wash skin with soap and plenty of water. Get medical attention if irritation develops or persists.
- ❖ Do not breathe vapour or spray. It is recommended to wear suitable nose pad during sanding and surface preparation to avoid dust inhalation.
- ❖ Do not pour leftover paint down the drain or in water courses.
- ❖ In the event of spills, contain spillage using sand or earth.
- ❖ Safety Data Sheet available for professional user on request.
- ❖ No added Lead, Mercury or Chromium compounds.