

Aqualin

Acrylic Washable Distemper

 **acro paints**



Aqualin Acrylic Washable Distemper is a specially formulated interior water thinnable wall paint based on Acrylic Copolymer emulsion to give a smooth, matt and cost effective finish for interiors. It can be cleaned after 15 days of application by sponging with water.

PRODUCT BENEFITS



PRODUCT FEATURES


AREAS OF APPLICATION



Cement Plaster




Concrete Bricks




Asbestos



Cement Sand Renderings



Ceiling



RCC Works

PACKAGING AVAILABLE



5 Kg.



10 Kg.



20 Kg.

Shelf Life: 3 years from date of manufacturing in original tightly closed containers away from direct sunlight and excess heat.

FINISH

MATT 

SMOOTH 

COVERAGE

On normal masonry surface by brushing



1 COAT

11 - 13 sq. mtr./ltr.*



2 COATS

8 - 9 sq. mtr./ltr.*

*Actual coverage may vary from the quoted coverage due to factors such as method and conditions of application, surface roughness and porosity.

COLOURS AVAILABLE

1000+*



*Currently available in more than 1000 shades as per the Acro Paints Shade Cards & Ezytint Fandek.

HOW TO APPLY






SURFACE PREPARATION: Freshly plastered surfaces must be completely cured at the time of painting. All surfaces should be sound, dry and cleaned, free of dirt, dust, oil, grease, wax, chalky or loose paint, rust, mildew, efflorescence, algae or fungus or any other contamination that would adversely affect the performance of the coating. Similarly all surface cracks, seepage, leakage, fungus etc. should be suitably treated. For previously painted surfaces, remove any loose and flaky films by scrapping completely followed by sanding with emery paper 180 and wipe clean.

PRIMER & PUTTY: Apply first coat of Acroprime Interior Wall primer (WT) or Acroprime White primer (ST) and allow it to dry (as per respective drying time). Apply Rhino Acrylic Wall Putty with a putty knife to level the surface imperfections and allow it to dry for 4 - 6 hours. Sand with emery paper 180 and wipe clean. Apply another coat of Acroprime Interior Wall primer (WT) or Acroprime White primer (ST) and allow it to dry. Sand the surface with emery paper 320 and wipe clean.

APPLICATION: 3 parts of Aqualin Acrylic Washable Distemper should be mixed with 2 parts of water by weight to achieve brushable consistency.

Apply 2-3 coats of Aqualin Acrylic Washable Distemper at an interval of 4-6 hours between successive coats.

PAINT APPLICATION PROCESS

APPLICATION	THINNER	DILUTION %	APPLICATION ¹ VISCOSITY(SEC)	RECOATING PERIOD ² (HOURS)
STEP 1 ACROPRIME WHITE PRIMER (ST) / INTERIOR WALL PRIMER (WT)	 MTO  WATER	BRUSH / ROLLER 8 -10 SPRAY 15 - 20 80% – 100%	BRUSH / ROLLER 30 - 40 SPRAY 20 - 25	6 - 8 Hrs. 4 - 6 Hrs.
STEP 2 RHINO ACRYLIC WALL PUTTY PUTTY KNIFE	 WATER	BASED ON REQUIREMENT TO FORM PASTE	N/A	4 - 6 Hrs.
STEP 3 FIRST COAT AQUALIN ACRYLIC WASHABLE DISTEMPER BRUSH / ROLLER / SPRAY	 WATER	BRUSH 60 - 65 ROLLER 60 - 65 SPRAY 65 - 70	BRUSH / ROLLER 20 - 25 SPRAY 25 - 30	4 Hrs.
STEP 4 SECOND COAT AQUALIN ACRYLIC WASHABLE DISTEMPER BRUSH / ROLLER / SPRAY	 WATER	BRUSH 60 - 65 ROLLER 60 - 65 SPRAY 65 - 70	BRUSH / ROLLER 20 - 25 SPRAY 25 - 30	4 Hrs.

1. As measured through a Ford cup.

2. Recoating period is quoted for 25°C and 50% Relative Humidity, these may vary under different conditions.

3. Some shades may require 3 or more coats for proper hiding.

TECHNICAL DETAILS

a. Drying time: Surface dry time 30 min

b. Flash point IS101/1987 Part 1, Sec 6: Non-flammable

c. Stability of thinned paint: To be used within 24 hours

PRECAUTIONS

- ❖ Do not apply when ambient temperature is less than 10° C or if the temperature might drop to this level within 4 hours of application.
- ❖ In high humidity areas, use of bio-wash solution is recommended to remove surface fungus growth, fungal spores, mould etc. before application of paint.
- ❖ Tinted paints need thorough shaking and mixing immediately after tinter addition as well as before use.
- ❖ Do not thin the paint before addition of Universal Stainer for customized shades. Do not add more than 5% of Universal Stainer.

SAFETY FEATURES

- ❖ Kindly refer to the MSDS for Aqualin Acrylic Washable Distemper which gives detailed information on safety measures while handling the paint.
- ❖ Store the container with the lid tightly closed in an upright position, in a cool, dry place.
- ❖ Keep out of reach of children and away from food, drink etc.
- ❖ May be harmful, if swallowed. In case of ingestion, seek immediate medical attention.
- ❖ Wear eye protection during application. In case of contact with eyes, rinse immediately with plenty of water and seek medical advice.
- ❖ In case of skin contact immediately wash skin with soap and plenty of water. Get medical attention if irritation develops or persists.
- ❖ Do not breathe vapour or spray. It is recommended to wear suitable nose pad during sanding and surface preparation to avoid dust inhalation.
- ❖ Do not pour leftover paint down the drain or in water courses.
- ❖ In the event of spills, contain spillage using sand or earth.
- ❖ Safety Data Sheet available for professional user on request.
- ❖ No added Lead, Mercury or Chromium compounds.