


Acroshield

Exterior Acrylic Emulsion



ACROSHIELD is an economical water based exterior emulsion paint ideally suited to provide excellent protection in dry & moderately humid climate. Acroshield offers an excellent finish that stay fresh while preventing Algal & Fungal Growth.

PRODUCT BENEFITS



PRODUCT FEATURES


AREAS OF APPLICATION



Cement Plaster




Concrete Bricks



Asbestos



Cement Sand Renderings



RCC Works

PACKAGING AVAILABLE



Shelf Life: 3 years from date of manufacturing in original tightly closed containers away from direct sunlight and excess heat.

FINISH

SMOOTH



MATT



COVERAGE

On normal masonry surface by brushing



1 COAT

14 - 16 sq. mtr./ltr.*



2 COATS

7 - 8 sq. mtr./ltr.*

*Actual Coverage will vary according to the porosity and texture of the surface. However, on moderately smooth surface

COLOURS AVAILABLE

1000+*



*Currently available in more than 1000 shades as per the Acro Paints Shade Card & Ezytint Fandek.



HOW TO APPLY

SURFACE PREPARATION : For best results, a proper surface preparation is very important. Freshly plastered surfaces must be completely cured at the time of painting. All surfaces should be sound, dry and cleaned, free of dirt, dust, oil, grease, wax, chalky or loose paint, rust, mildew, efflorescence, algae or fungus or any other contamination that would adversely affect the performance of the coating. All cracks, voids and minor damages should be filled by using mixture of white cement and fine sand in ratio of 1:3 before application of primer / paint. Under the condition of heavy fungus/algal growth already existing on the surface to be painted, it is essential to treat the surface with Acro Bioclean (as per the guidelines given in the product data sheet of Acro Bioclean) prior to commencing paint application. In case of efflorescence, the surface should be suitably treated.

PRIMER : Apply one coat of Acroprime Exterior Wall Primer & sealer with water in the ratio of 1:1 & apply a coat before application of Acroshield.



APPLICATION : Mix 750 ml of clean water in 1 Ltr. Acroshield and stir well to achieve brushing consistency. Apply 2 coats of the Acroshield with a good quality brush giving an interval of 4 - 6 hours between the coats. Normally, 2 coats are sufficient. However for best results, a 3rd coat may be required for ledges, parapets, horizontal surfaces and for dark colours.

PAINT APPLICATION PROCESS

APPLICATION	THINNER	DILUTION % (BY VOLUME)	APPLICATION ¹ VISCOSITY(SEC)	RECOATING PERIOD ² (HOURS)
STEP 1 ACRO WALLGUARD PUTTY (OPTIONAL)	 WATER	BASED ON REQUIREMENT TO FORM PASTE	PASTE FORM	4 HRS
STEP 2 ACROPRIME EXTERIOR WALL PRIMER BRUSH / ROLLER / SPRAY	 WATER	BRUSH 90 - 110 ROLLER 90 - 110 SPRAY 40 - 45	BRUSH 15 - 18 SPRAY 33	4 HRS

HORIZONTAL SURFACES LIKE TOP OF WINDOWS, LEDGES SHOULD BE PAINTED WITH 3 COATS OF ACROSHIELD FOR GREATER PROTECTION

APPLICATION OF PRIMER IS MANDATORY

STEP 3 FIRST COAT ACROSHIELD EXTERIOR EMULSION PAINT BRUSH / ROLLER / SPRAY	 WATER	BRUSH 65 - 75 ROLLER 75 SPRAY 75	BRUSH 20 - 25 SPRAY 20 - 25	4 - 6 HRS
STEP 4 SECOND COAT ACROSHIELD EXTERIOR EMULSION PAINT BRUSH / ROLLER / SPRAY	 WATER	BRUSH 65 - 75 ROLLER MAX 75 SPRAY 75	BRUSH 20 - 25 SPRAY 20 - 25	4 - 6 HRS

1. As measured through a Ford cup.

2. Recoating period is quoted for 25°C and 50% Relative Humidity, these may vary under different conditions.

3. Some shades may require 3 or more coats for proper hiding.

POST PAINTING CARE

For the best performance of the paint, ensure proper washing and cleaning of all algal and fungal growth, if any, at regular intervals of six months.

TECHNICAL DETAILS

- a. Drying time :** Surface dry time 30 min.
b. Flash point IS101/1987 Part 1, Sec 6: NA

c. Stability of thinned paint: To be used within 24 hours

PRECAUTIONS

- ❖ Do not apply when ambient temperature is less than 10° C or if the temperature might drop to this level within 4 hours of application.
- ❖ In high humidity areas, use of bio-wash solution is recommended to remove surface fungus growth, fungal spores, mould etc. before application of paint.
- ❖ Tinted paints need thorough shaking and mixing immediately after tinter addition as well as before use.
- ❖ Do not thin the paint before addition of Universal Stainer for customized shades. Do not add more than 5% of Universal Stainer.

SAFETY FEATURES

- ❖ Kindly refer to the MSDS for Acroshield Exterior Emulsion Paint which gives detailed information on safety measures while handling the paint.
- ❖ Store the container with the lid tightly closed in an upright position, in a cool, dry place.
- ❖ Keep out of reach of children and away from food, drink etc.
- ❖ May be harmful, if swallowed. In case of ingestion, seek immediate medical attention.
- ❖ Wear eye protection during application. In case of contact with eyes, rinse immediately with plenty of water and seek medical advice.
- ❖ In case of skin contact immediately wash skin with soap and plenty of water. Get medical attention if irritation develops or persists.
- ❖ Do not breathe vapour or spray. It is recommended to wear suitable nose pad during sanding and surface preparation to avoid dust inhalation.
- ❖ Do not pour leftover paint down the drain or in water courses.
- ❖ In the event of spills, contain spillage using sand or earth.
- ❖ Safety Data Sheet available for professional user on request.
- ❖ No added Lead, Mercury or Chromium compounds.