

Acropearl *Metallic*


Premium Luxury Acrylic Emulsion

 **acro paints**

Acropearl Metallic is a Premium Luxury Metallic Paint for interiors. Its pearl lustre finish provides a metallic look to the painted surface. Its unique formulation provides special features like anti-stain, anti-fungal, increased washability, increased durability and a pearl like elegant finish to surfaces like walls, ceilings, plywood, pressed board and other similar surfaces.



PRODUCT BENEFITS



PRODUCT FEATURES


AREAS OF APPLICATION



Cement Plaster



Concrete Bricks



Asbestos



Cement Sand Renderings



Ceiling



RCC Works



Plywood

PACKAGING AVAILABLE

1 Ltr.

Shelf Life: 3 years from date of manufacturing in original tightly closed containers away from direct sunlight and excess heat.

FINISH

SMOOTH



MATALLIC



COVERAGE

On normal masonry surface by brushing



1 COAT

23 - 26 sq. mtr / ltr*



2 COATS

12 - 13 sq. mtr / ltr*

*Actual coverage may vary from the quoted coverage due to factors such as method and conditions of application, surface roughness and porosity.

COLOURS AVAILABLE

1000+*



*Currently available in more than 1000 shades as per the Acro Paints Shade Card & Ezytint Fandek.

HOW TO APPLY







SURFACE PREPARATION : For best results, proper surface preparation is essential. Newly plastered surfaces should be allowed to mature for 4-6 weeks. All seepage, leakage and dampness in the surface should be suitably rectified. All fungus/algae affected areas must also be treated with Acro Bio Clean as per the guidelines given in the technical product literature. Surface to be painted, should be sound, clean, dry and free from dust, dirt or loose particles, grease, chalking etc. before application of Acropearl Metallic. This should be done by washing the surface with clean water.

PRIMING: All surfaces to be painted should be thoroughly sanded with emery paper 180 and wiped clean. Apply a coat of Acroprime Interior

Wall Primer and allow it to dry for 6-8 hours. For any surface undulations, apply thin coat of Rhino Acrylic Wall Putty and allow it to dry for 4-6 hours. Sand the surface with emery paper 180 and wipe clean. Apply another coat of Acroprime Interior Wall Primer and allow it to dry for 6-8 hours. Sand the surface with emery paper 320 and wipe clean.

APPLICATION: Apply one coat of Acropearl Premium Emulsion same shade with 40-50% dilution on the primed surface to get a smooth uniform surface for better results of Acropearl Metallic Finishes. •Then apply 2-3 coats of Acropearl Metallic with 20-30% dilution with water at an interval of 3-4 hours between two coats. •Acropearl Metallic can be applied by brush/roller or spray.

PAINT APPLICATION PROCESS

APPLICATION	THINNER	DILUTION % (BY VOLUME)	APPLICATION ¹ VISCOSITY(SEC)	RECOATING PERIOD ² (HOURS)
STEP 1 RHINO ACRYLIC WALL PUTTY (OPTIONAL)	 WATER	BASED ON REQUIREMENT TO FORM PASTE	PASTE FORM	4 HRS
STEP 2 ACROPRIME WHITE PRIMER (ST) OR ACROPRIME INTERIOR WALL PRIMER (WT)	 MTO  WATER	BRUSH / ROLLER 8 -10 SPRAY 15 - 20 80% – 100%	BRUSH / ROLLER 30 - 40 SPRAY 20 - 25	6 - 8 Hrs. 4 - 6 Hrs.
HORIZONTAL SURFACES LIKE TOP OF WINDOWS, LEDGES SHOULD BE PAINTED WITH 3 COATS OF ACROPEARL METALLIC PREMIUM LUXURY ACRYLIC EMULSION				
APPLICATION OF PRIMER IS MANDATORY				
STEP 3 ACROPEARL PREMIUM EMULSION BRUSH / ROLLER / SPRAY	 WATER	BRUSH 40 - 45 ROLLER 40 - 45 SPRAY 50	BRUSH 30 - 35 SPRAY 20 - 25	4 - 6 HRS
STEP 4 FIRST COAT ACROPEARL METALLIC PREMIUM LUXURY ACRYLIC EMULSION BRUSH / ROLLER / SPRAY	 WATER	BRUSH 20 - 30 ROLLER 20 - 30 SPRAY 35	BRUSH 20 - 25 SPRAY 20 - 25	4 - 6 HRS
STEP 5 SECOND COAT ACROPEARL METALLIC PREMIUM LUXURY ACRYLIC EMULSION BRUSH / ROLLER / SPRAY	 WATER	BRUSH 20 - 30 ROLLER 20 - 30 SPRAY 35	BRUSH 20 - 25 SPRAY 20 - 25	4 - 6 HRS

1. As measured through a Ford cup.

2. Recoating period is quoted for 25°C and 50% Relative Humidity, these may vary under different conditions.

3. Some shades may require 3 or more coats for proper hiding.

TECHNICAL DETAILS

a. Drying time: Surface dry time 15-25 min.

b. Sheen levels: 8 - 14 at 60° GH

c. Flash point IS101/1987 Part 1, Sec 6: NA

d. Stability of thinned paint: To be used within 24 hours

PRECAUTIONS

- ❖ Do not apply when ambient temperature is less than 10°C or if the temperature might drop to this level within 4 hours of application.
- ❖ In high humidity areas, use of bio wash solution is recommended to remove surface fungus growth, fungal spores, mould etc. before application of paint.
- ❖ Tinted paints need thorough shaking mixing immediately after tinter addition as well as before use.
- ❖ Do not thin before addition of Universal Stainer for customized shades.
- ❖ Do not add more than 5% of Universal Stainer.

SAFETY FEATURES

- ❖ Kindly refer to the MSDS for Acropearl Metallic Premium Luxury Acrylic Emulsion which gives detailed information on safety measures while handling the paint.
- ❖ Store the container with the lid tightly closed in an upright position, in a cool, dry place.
- ❖ Keep out of reach of children and away from food, drink etc.
- ❖ May be harmful, if swallowed. In case of ingestion, seek immediate medical attention.
- ❖ Wear eye protection during application. In case of contact with eyes, rinse immediately with plenty of water and seek medical advice.
- ❖ In case of skin contact immediately wash skin with soap and plenty of water. Get medical attention if irritation develops or persists.
- ❖ Do not breathe vapour or spray. It is recommended to wear suitable nose pad during sanding and surface preparation to avoid dust inhalation.
- ❖ Do not pour leftover paint down the drain or in water courses.
- ❖ In the event of spills, contain spillage using sand or earth.
- ❖ Safety Data Sheet available for professional user on request.
- ❖ No added Lead, Mercury or Chromium compounds.