

Acromax

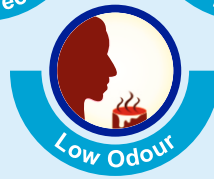
Hi-Tech Semi-Gloss Emulsion For Interiors / Exteriors

 acro paints



Acromax semi-gloss is pure acrylic crosslinked water based paint. It can be used on exterior as well as interior surfaces. It gives superior toughness, durability and adhesion combined with superb flowing property. Acromax semi-gloss is Weather Proof and offers an anti-algal, dirt resistant and high performance wall finish.

PRODUCT BENEFITS



PRODUCT FEATURES

AREAS OF APPLICATION




Cement Plaster



Concrete Bricks




Wood



Board



Masonry Surfaces



Asbestos



Stucco Surfaces

PACKAGING AVAILABLE

1 Ltr.

4 Ltr.

20 Ltr.

Shelf Life: 3 years from date of manufacturing in original tightly closed containers away from direct sunlight and excess heat.

FINISH

SEMI GLOSS



COVERAGE

On normal masonry surface by brushing



1 COAT
12 - 14 sq. mtr/ltr*



2 COATS
6 - 7 sq. mtr/ltr*

*Actual coverage may vary from the quoted coverage due to factors such as method and conditions of application, surface roughness and porosity.

COLOURS AVAILABLE

1000+*



*Currently available in more than 1000 shades as per the Acro Paints Shade Card & Ezytint Fandeck.

HOW TO APPLY

METHOD OF APPLICATION:

1. New Masonry surfaces must be allowed to cure completely. It is recommended to allow 28 days as the curing time for new masonry surfaces.
2. Surface should be free from any loose paint, dust or grease.
3. Growth of fungus, algae or moss should be removed by Acro Biowash. After that, use wire brushing and water. When the underlying surfaces exhibits chalkiness, in spite of thorough surface cleaning, use Acro Paints Exterior Sealer.
4. All surface cracks upto 3 mm width should be filled up with Acro Crack Seal.



5. Cracks more than 3 mm and all separation gaps should be filled up with Acro product.

PRIMING:

1. All new cement-sand renderings & concrete surfaces should be allowed to age for 28 days before surface coating.
2. Prime with Acroprime Exterior primer for exterior surface and Acroprime Interior primer, for interior surfaces (1 part primer : 1 part Water by volume).
3. Apply with brush or roller.



APPLICATION: Apply 2-3 coats by diluting 1 litre Acromax Semi-gloss with 300-400 ml of water at an interval of 4-6 hours between the successive coats. Acromax Semi-gloss can be applied by brush/roller or spray.

PAINT APPLICATION PROCESS

APPLICATION	THINNER	DILUTION % (BY VOLUME)	APPLICATION ¹ VISCOSITY(SEC)	RECOATING PERIOD ² (HOURS)
STEP 1 ACRO WALLGUARD PUTTY (OPTIONAL)	 WATER	BASED ON REQUIREMENT TO FORM PASTE	PASTE FORM	4 HRS
STEP 2 ACROPRIME INTERIOR WALL PRIMER BRUSH / ROLLER / SPRAY	 WATER	BRUSH 90 - 110 ROLLER 90 - 110 SPRAY 40 - 45	BRUSH 15 - 18 SPRAY 33	4 HRS

HORIZONTAL SURFACES LIKE TOP OF WINDOWS, LEDGES SHOULD BE PAINTED WITH 3 COATS OF ACROMAX FOR GREATER PROTECTION

APPLICATION OF PRIMER IS MANDATORY

STEP 3 FIRST COAT ACROMAX HI-TECH SEMI-GLOSS EMULSION BRUSH / ROLLER / SPRAY	 WATER	BRUSH 30 - 40 ROLLER 40 SPRAY 40	BRUSH 20 - 25 SPRAY 20 - 25	4 - 6 HRS
STEP 4 SECOND COAT ACROMAX HI-TECH SEMI-GLOSS EMULSION BRUSH / ROLLER / SPRAY	 WATER	BRUSH 30 - 40 ROLLER MAX 40 SPRAY 40	BRUSH 20 - 25 SPRAY 20 - 25	4 - 6 HRS

1. As measured through a Ford cup.

2. Recoating period is quoted for 25°C and 50% Relative Humidity, these may vary under different conditions.

3. Some shades may require 3 or more coats for proper hiding.

TECHNICAL DETAILS

- a. Drying time:** Surface dry time 30 min
b. Sheen levels: 7 - 15 at 60 deg GH

- c. Flash point IS101/1987 Part 1, Sec 6:** NA
d. Stability of thinned paint: To be used within 24 hours

PRECAUTIONS

- ❖ Do not apply when ambient temperature is less than 10°C or if the temperature might drop to this level within 4 hours of application.
- ❖ Do not over-thin or over-extend the brush.
- ❖ Tint using Acro Paints machine colourants only. Stir well and strain before use.
- ❖ Tinted paints need thorough shaking immediately after tinter addition as well as before use.
- ❖ Not designed for direct use on metal applications.

SAFETY FEATURES

- ❖ Kindly refer to the MSDS for Acromax which gives detailed information on safety measures while handling the paint.
- ❖ Store the container with the lid tightly closed in an upright position, in a cool, dry place.
- ❖ Keep out of reach of children and away from food, drink etc.
- ❖ May be harmful, if swallowed. In case of ingestion, seek immediate medical attention.
- ❖ Wear eye protection during application. In case of contact with eyes, rinse immediately with plenty of water and seek medical advice.
- ❖ In case of skin contact immediately wash skin with soap and plenty of water. Get medical attention if irritation develops or persists.
- ❖ Do not breathe vapour or spray. It is recommended to wear suitable nose pad during sanding and surface preparation to avoid dust inhalation.
- ❖ Do not pour leftover paint down the drain or in water courses.
- ❖ In the event of spills, contain spillage using sand or earth.
- ❖ Safety Data Sheet available for professional user on request.
- ❖ No added Lead, Mercury or Chromium compounds.