

Acrogold *PU*


Premium Satin PU Enamel

 **acro paints**



Acrogold PU Premium Satin PU Enamel is a high quality full gloss, hard drying enamel based on a special alkyd & PU resin. It is used as a finish coat on metals, wood and plasters in both interiors and exteriors. Acrogold PU has excellent flow and brushability to give a smooth uniform finish. It provide a tough glossy film which is water and stain resistant.

PRODUCT BENEFITS



PRODUCT FEATURES


AREAS OF APPLICATION



Wood




Metal Surfaces



Asbestos



Cement Plaster



Concrete Bricks



Ceiling



RCC Works



Cements Sand Renderings

PACKAGING AVAILABLE



Shelf Life: 3 years from date of manufacturing in original tightly closed containers away from direct sunlight and excess heat.

FINISH

GLOSSY 

SMOOTH 

COVERAGE

On smooth steel surface by brushing



1 COAT
20 - 24 sq. mtr./ltr.*



2 COATS
18 - 20 sq. mtr./ltr.*

*Actual coverage may vary from the quoted coverage due to factors such as method and conditions of application, surface roughness and porosity.

COLOURS AVAILABLE

1000+*



*Currently available in more than 1000 shades as per the Acro Paints Shade Cards & Ezytint Fandeck.

HOW TO APPLY

SURFACE PREPARATION & PRIMING:




For best results, a proper surface preparation is very important. Freshly plastered surfaces must be completely cured at the time of painting. All surfaces should be sound, dry and clean, free of dirt, dust, oil, grease, wax, chalky or loose paint, rust, mildew, efflorescence, algae or fungus or any other contamination that would adversely affect the performance of the coating. The surface should be sanded using emery paper 180 and wiped clean. Apply a coat of

Acroprime Red Oxide Metal Primer / Acroprime Primer (ST) or Pink Wood Primer as recommended for the surface and allow it to dry. Fill cracks / surface imperfections with a suitable solvent based putty where required and allow it to dry. Sand the surface with emery paper 320 and wipe clean. Apply another coat of primer as required and allow it to dry.

APPLICATION:

Apply 2 coats of Acrogold PU Premium Satin PU Enamel by brush / spray giving an interval of overnight between the coats. 2 coats are sufficient.

PAINT APPLICATION PROCESS

APPLICATION	THINNER	DILUTION % (BY VOLUME)	APPLICATION ¹ VISCOSITY(SEC)	RECOATING PERIOD ² (HOURS)
STEP 1 SANDING SAND LIGHTLY WITH SAND PAPER 180 AND WIPE CLEAN				
STEP 2 ACROPRIME ROMP / ACROPRIME PRIMER (ST) / ACROPRIME PINK WOOD PRIMER	 MTO	BRUSH 4 - 10 SPRAY 12 - 15	BRUSH 30 - 40 SPRAY 20 - 25	6 - 8 HRS
STEP 3 REMOVE SURFACE IMPERFECTIONS WITH SOLVENT BASED PUTTY. SAND THE SURFACE WITH EMERY PAPER 320 AND WIPE CLEAN.				
STEP 4 FIRST COAT ACROGOLD PU PREMIUM SATIN PU ENAMEL BRUSH / ROLLER / SPRAY	 MTO	BRUSH 8 - 10 SPRAY 15 - 20	BRUSH 55 - 60 SPRAY 22 - 25	6 - 8 HRS
STEP 5 SECOND COAT ACROGOLD PU PREMIUM SATIN PU ENAMEL BRUSH / ROLLER / SPRAY	 MTO	BRUSH 8 - 10 SPRAY 15 - 20	BRUSH 55 - 60 SPRAY 22 - 25	6 - 8 HRS

1. As measured through a Ford cup.

2. Recoating period is quoted for 25°C and 50% Relative Humidity, these may vary under different conditions.

POST PAINTING CARE

For the best performance of the paint, ensure proper washing and cleaning of all algal and fungal growth, if any, at regular intervals of six months.

TECHNICAL DETAILS

a. Drying time: Surface dry time 3 hrs.

b. Flash point IS101/1987 Part 1, Sec 6: 35°C (95°F)

c. Sheen levels: 80 - 90 on tin plate at 20° GH

d. Stability of thinned paint: To be used within 24 hours

PRECAUTIONS

- ❖ Flammable, keep away from heat & flame.
- ❖ Close the container properly tightly closed after use.
- ❖ During application, keep the area properly ventilated.
- ❖ Addition of stainers or tinters, require thorough shaking immediately after & before painting.

SAFETY FEATURES

- ❖ Kindly refer to the MSDS for Acrogold PU which gives detailed information on safety measures while handling the paint.
- ❖ Store the container with the lid tightly closed in an upright position, in a cool, dry place.
- ❖ Keep out of reach of children and away from food, drink etc.
- ❖ May be harmful, if swallowed. In case of ingestion, seek immediate medical attention.
- ❖ Wear eye protection during application. In case of contact with eyes, rinse immediately with plenty of water and seek medical advice.
- ❖ In case of skin contact immediately wash skin with soap and plenty of water. Get medical attention if irritation develops or persists.
- ❖ Do not breathe vapour or spray. It is recommended to wear suitable nose pad during sanding and surface preparation to avoid dust inhalation.
- ❖ Do not pour leftover paint down the drain or in water courses.
- ❖ In the event of spills, contain spillage using sand or earth.
- ❖ Safety Data Sheet available for professional user on request.
- ❖ No added Lead, Mercury or Chromium compounds.