

Acro Dentfiller

Superior Dent Filler Water Based

 acro paints




Acro Dent filler provides such toughness to the wood that it can be cut with a saw or drilled using a machine. It can be applied on both interior and exterior wooden surfaces.

PRODUCT BENEFITS



PRODUCT FEATURES

AREAS OF APPLICATION



Interior Wood Surfaces



Exterior Wood Surfaces



Doors



Cabinets



Furniture

PACKAGING AVAILABLE



Shelf Life: 12 Months from date of manufacture in original tightly closed container away from direct sunlight and extensive heat.

COVERAGE

On normal masonry surface by Spray



Not Applicable

COLOURS AVAILABLE

Teak, Walnut, White

FINISH

Not Applicable

HOW TO APPLY

SURFACE PREPARATION:




Sand the wood / veneer using sand paper no.180 followed by sand paper no. 320 or 400 and wipe to clean the surface.

APPLICATION

- Apply one coat of Acro Wudseal Universal sealer / equivalent and allow it to dry as per recommended application procedure.
- Apply water based Acro Dentfiller to fill nail holes and dents. Dents can be filled up to 3mm in one coat. Apply second coat of Dentfiller, if necessary.

- Allow the Dentfiller to dry for 2 hrs.
- Sand the filled dent and the sealer coat with sand paper no.180 followed by sand paper no. 320 or 400.
- Apply second coat of sealer followed by top coat as per recommended application procedure.

PAINT APPLICATION PROCESS

APPLICATION	THINNER	DILUTION % (BY VOLUME)	APPLICATION VISCOSITY(SEC)	RECOATING PERIOD (HOURS)
STEP 1 ACRO WUDSEALER AS PER RECOMMENDED PROCEDURE SPRAY	 NIL	NIL	NIL	2 HOURS
STEP 2 FIRST COAT ACRO DENTFILLER TO FILL NAIL HOLES AND DENTS	 NIL	NIL	NIL	2 HOURS
SAND THE FILLED SURFACE WITH EMERY PAPER 320 / 400				
STEP 2 SECOND COAT ACRO DENTFILLER TO FILL NAIL HOLES AND DENTS	 NIL	NIL	NIL	2 HOURS

TECHNICAL DETAILS

- a. Drying time:** Surface dry time 120 min
b. Sheen levels: 3 - 12 at 60 deg GH

- c. Flash point IS101/1987 Part 1, Sec 6:** NA
d. Stability of thinned paint: To be used within 24 hours

PRECAUTION

- ❖ For optimum performance, Acro Dentfiller must be applied at a temperature between 20°C and 40°C and humidity not above 75%.

SAFETY FEATURES

- ❖ Kindly refer to the MSDS for Acro Dentfiller, which gives detailed information on safety measures while handling the paint.
- ❖ Store the product at ambient conditions in well ventilated locations and away from source of ignition and fire.
- ❖ Use protective equipment like rubber/polyurethane gloves, safety goggles/glasses, face mask while handling the paint.
- ❖ Avoid eye and skin contact. In both cases wash with soap and plenty of water. Get medical attention if irritation develops or persists.
- ❖ Do not inhale or ingest. In case of inhalation move to fresh air and seek medical attention if symptoms persist in both cases.
- ❖ Dispose in land filling. Do not dispose in any drain or land filling.
- ❖ No added Lead, Mercury or Chromium compounds.